

Fixture Type: _____
 Catalog Number: _____
 Project: _____
 Location: _____

Disc

Ceiling and Wall Mount

Model & Size	Color Temp & CRI	Watt	Lumens	Finish
FM-304 4"	930 3000K - 90 930 4000K (6" only) - 90	12W	725	BN Brushed Nickel BZ Bronze WT White

Example: **FM-304-930-WT**
 For custom requests please contact customs@wacighting.com

DESCRIPTION

Multiple high-powered LEDs illuminate an acrylic diffuser uniformly without socket shadows, which are common in conventional flush mounts. This multi-purpose Wet Location, Energy Star® Rated flush mount can be mounted without a transformer on a ceiling or on a wall in a junction box, and also includes an optional retrofit kit with an A19 socket designed to fit into an existing 3" - 6" recessed unit. The disc is available in 6" and 4" sizes, and various finishes and color temperature options.

FEATURES

- Multiple LED array for uniform illumination
- ACLED driverless technology
- 5 year warranty

SPECIFICATIONS


Color Temp:	3000K,4000K (6" only)
Input:	120 VAC,50/60Hz
CRI	90
Dimming:	ELV: 100-5%
Rated Life:	50,000 Hours
Mounting:	FM-306: Retrofit over a 5" or 6" recessed can or install over a 3" or 4" junction box, FM-306-930JB: Install over a 3" or 4" junction box, FM-304: Retrofit over a 4" recessed can or install over a 3" or 4" junction box
Standards:	ETL, cETL, Title 24 JA8 Compliant, ADA, Wet Location Listed
Construction	Die-cast aluminum with white acrylic diffuser

REPLACEMENT PARTS

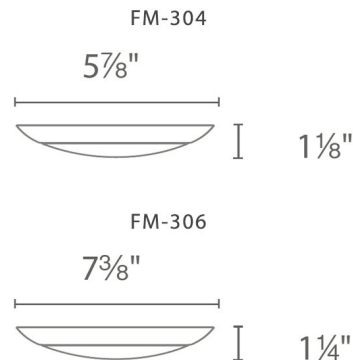
FM-304-RFK -



FINISHES:



LINE DRAWING:



Fixture Type: _____
 Catalog Number: _____
 Project: _____
 Location: _____

Disc

Ceiling and Wall Mount

Model & Size	Color Temp & CRI	Watt	Lumens	Finish
FM-306 6"	3000K - 90 4000K (6" only) - 90	15W	950	BN Brushed Nickel BZ Bronze WT White

Example: **FM-306-940-WT**
 For custom requests please contact customs@wacighting.com

DESCRIPTION

Multiple high-powered LEDs illuminate an acrylic diffuser uniformly without socket shadows, which are common in conventional flush mounts. This multi-purpose Wet Location, Energy Star® Rated flush mount can be mounted without a transformer on a ceiling or on a wall in a junction box, and also includes an optional retrofit kit with an A19 socket designed to fit into an existing 3" - 6" recessed unit. The disc is available in 6" and 4" sizes, and various finishes and color temperature options.

FEATURES


- Multiple LED array for uniform illumination
- ACLED driverless technology
- 5 year warranty

SPECIFICATIONS

Color Temp:	3000K,4000K (6" only)
Input:	120 VAC,50/60Hz
CRI	90
Dimming:	ELV: 100-5%
Rated Life:	50,000 Hours
Mounting:	FM-306: Retrofit over a 5" or 6" recessed can or install over a 3" or 4" junction box, FM-306-930JB: Install over a 3" or 4" junction box, FM-304: Retrofit over a 4" recessed can or install over a 3" or 4" junction box
Standards:	ETL, cETL, Title 24 JA8 Compliant, ADA, Wet Location Listed
Construction	Die-cast aluminum with white acrylic diffuser



FINISHES:



REPLACEMENT PARTS

FM-306-RFK -

Fixture Type: _____
 Catalog Number: _____
 Project: _____
 Location: _____

Disc

Ceiling and Wall Mount

Model & Size	Color Temp & CRI	Watt	Lumens	Finish
FM-306-JB 6"	930 3000K - 90 930 4000K (6" only) - 90	15W	945	WT White

Example:
 For custom requests please contact customs@wacighting.com

DESCRIPTION

Multiple high-powered LEDs illuminate an acrylic diffuser uniformly without socket shadows, which are common in conventional flush mounts. This multi-purpose Wet Location, Energy Star® Rated flush mount can be mounted without a transformer on a ceiling or on a wall in a junction box, and also includes an optional retrofit kit with an A19 socket designed to fit into an existing 3" - 6" recessed unit. The disc is available in 6" and 4" sizes, and various finishes and color temperature options.

FEATURES

- Multiple LED array for uniform illumination
- ACLED driverless technology
- 5 year warranty

SPECIFICATIONS

Color Temp: 3000K,4000K (6" only)
Input: 120 VAC,50/60Hz
CRI: 90
Dimming: ELV: 100-5%
Rated Life: 50,000 Hours
Mounting: FM-306: Retrofit over a 5" or 6" recessed can or install over a 3" or 4" junction box, FM-306-930JB: Install over a 3" or 4" junction box, FM-304: Retrofit over a 4" recessed can or install over a 3" or 4" junction box
Standards: ETL, cETL, Title 24 JA8 Compliant, ADA, Wet Location Listed



FINISHES:

