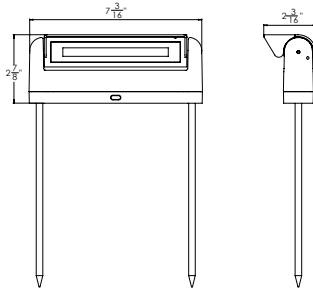


# LINEAR PATH LIGHT

6401-CS



Fixture Type:

Catalog Number:

Project: \_\_\_\_\_

Location: \_\_\_\_\_

## PRODUCT DESCRIPTION

Enjoy awe-inspiring wayfinding illumination. COLORSCAPING LED Path and Area Lights guide you safely around a flower garden, pool, driveway, or through backyard woods. From subtle tones to bold vivid hues, create multi-colored lighting effects to control sightlines and make your yard feel larger at night. Magical. Bedazzling.

## FEATURES

- Each fixture can be individually controlled
- Fixtures can be grouped and controlled together
- Fixtures contain discrete, warm, and a cool white LEDs for full tunability
- Fixtures can generate tens of thousands of different colors
- Automations can be stored and recalled for holiday or other celebratory lighting scenes
- Fixtures from multiple transformers can be controlled as a single group in the app
- Integrators can control the fixtures using industry standard DMX 512
- The color scaping transformer allows for installation growth - each transformer supports one or two legacy landscape lighting circuits in addition to the color scaping fixtures
- Paint your landscaping and home using light
- Schedule your landscape lighting based on sunrise and sunset in your location
- RGBWW Color Changing Fixture: R / G / B / 2700K-6500K

## SPECIFICATIONS

- Input:** 15VAC (Colorscaping Smart Transformer is required)  
**Power:** 5W / 8VA (Use VA value for sizing the transformer and calculate voltage drop.)  
**Brightness:** White: 275 lm  
 Red: 65 lm  
 Green: 190 lm  
 Blue: 40 lm  
**CRI:** 85  
**Rated Life:** 50,000 hours

## ORDERING NUMBER

|                        | Color Temp               | Finish  |
|------------------------|--------------------------|---|
| <b>6401</b> Path Light | <b>CS</b> Color Changing | <b>BK</b> Black on Aluminum<br><b>BZ</b> Bronze on Aluminum |

**6401-\_\_BK**

Example: **6401-CSBK**

wacighting.com

Phone (800) 526.2588

Fax (800) 526.2585

Headquarters, East Manufacturing Facility

44 Harbor Park Drive

Port Washington, NY 11050

South East Manufacturing Facility

1600 Distribution Ct

Lithia Springs, GA 30122

Central Manufacturing Facility

1700 South J Elmer Freeway, Ste 100

Cedar Hill, TX 75104

West Manufacturing Facility

1750 S Archibald Ave

Ontario, CA 91761

# LINEAR PATH LIGHT

6401-CS



## Magnetic Transformers

*Stainless Steel, 12-15V output, IP65 rated, UL 1838 listed  
See transformer spec sheet for details and its accessories*

**9075-TRN-SS**  
75W Max



**9150-TRN-SS**  
150W Max

**9300-TRN-SS**  
300W Max

**9600-TRN-SS**  
600W Max



## Accessories

|                  |   |   |
|------------------|---|---|
| Additional Stake |  <p><b>9000-ST9-BZ</b></p>   | Bronze Durable PVC  |
| Extension Rods   |  <p><b>5000-X04-BZ, BK</b><br/><b>5000-X08-BZ, BK</b><br/><b>5000-X12-BZ, BK</b><br/><b>5000-X18-BZ, BK</b><br/><b>5000-X24-BZ, BK</b></p> | <p>4 in<br/>8 in<br/>12 in<br/>18 in<br/>24 in</p> <p>Bronze Extends distance between Accent light and Surface Mount Canopy, Stake, or Tree Mount box</p> |

wacighting.com

Phone (800) 526.2588  
Fax (800) 526.2585

**Headquarters, East Manufacturing Facility**

44 Harbor Park Drive  
Port Washington, NY 11050

**South East Manufacturing Facility**

1600 Distribution Ct  
Lithia Springs, GA 30122

**Central Manufacturing Facility**

1700 South J Elmer Freeway, Ste 100  
Cedar Hill, TX 75104

**West Manufacturing Facility**

1750 S Archibald Ave  
Ontario, CA 91761