

SLIM SURFACE MOUNT CHANNEL

LED-T-CH5

WAC



LED-T-_____ -WT

Example: **LED-T-CH5- WT**

Fixture Type:

Catalog Number:

Project: _____

Location: _____

COMPATIBLE PRODUCTS

InvisiLED® Gemini, Lite+, Pro+, Pro 2+, Duet

InvisiLED® LITE, Classic

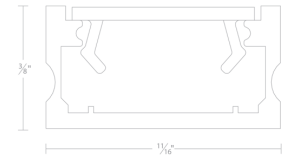
InvisiLED® Pro, CCT, Dim-To-Warm, Tunable, RGB

- Installs within drywall depth
- Linear channel can be field cut
- Accommodates either one run of InvisiLED® indoor tape See individual InvisiLED spec sheets.
- Includes a frosted acrylic diffuser
- Aluminum extrusion powder coated
- Remote transformer is required

5 ft linear channel

Includes frosted diffuser

Can be field cut




LED-T-CH5-AL

LED-T-CH5-BK

LED-T-CH5-WT

DIFFUSER ACCESSORIES




FROSTED DIFFUSER



LED-T-CH5-COV-FR 5'
LED-T-CH8-COV-FR 8'

Standard diffuser included with channel.



SEMI-CLEAR DIFFUSER



LED-T-CH5-COV-SF 5'
LED-T-CH8-COV-SF 8'

Optional diffuser available, order separately.



BLACK DIFFUSER



LED-T-CH5-COV-BK 5'
LED-T-CH8-COV-BK 8'

Optional diffuser available, order separately.

wacighting.com

Phone (800) 526.2588

Fax (800) 526.2585

Headquarters, East Manufacturing Facility

44 Harbor Park Drive

Port Washington, NY 11050

South East Manufacturing Facility

1600 Distribution Ct

Lithia Springs, GA 30122

Central Manufacturing Facility

1700 South J Elmer Freeway, Ste 100

Cedar Hill, TX 75104

West Manufacturing Facility

1750 S Archibald Ave

Ontario, CA 91761