

R4RAT, R4SAT

4.5" Volta Tunable White - Adjustable Trim

WAC



Fixture Type:

Catalog Number:

Project:

Location:

PRODUCT DESCRIPTION

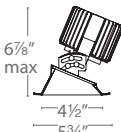
Volta 4.5" Tunable White recessed series represents an innovation in design and technology for architectural lighting. This high lumen and adaptable family of fixtures with a comprehensive set of round and square fittings, affords a sustainable solution for commercial, corporate, and upscale residential applications.

FEATURES

- Natural and vivid precision LED CCT Tuning
- Center beam alignment retained throughout adjustment range
- 0-45° vertical and 365° horizontal lockable hot aiming
- Indexed vertical scaling for precise and accurate alignment
- Integral patterned tempered trim lens included standard
- Compatible with wide range of accessories
- Dual finishes are single piece, no physical seams
- 5 year warranty

SPECIFICATIONS

- Construction:** Durable die-cast self flanged aluminum construction
- Input:** Universal 120-277V AC 50/60 Hz
- Dimming:** 2 Channel 0-10V: 100-0.1%
2 Channel DMX512-A, with RDM: 100-0.1%
Linear Dimming. 1st input channel is intensity changing.
2nd input channel is CCT changing.
- Light Source:** High output 3-step Mac Adam Ellipse COB
Rated life of 50,000 hours at L70
- Mounting:** Heavy gauge retention clips support trim firmly.
Safety cabling standard.
Ceiling cut out (Round): $\varnothing 5\frac{1}{8}"$
Ceiling cut out (Square): $5\frac{1}{8}" \times 5\frac{1}{8}"$
Accommodates $\frac{1}{2}"$ - $1"$ ceiling thickness up to 45°, $1\frac{1}{2}"$ up to 35°
- Finish:** Electrostatically powder coated White, Black.
Enamel coated Haze. Plated and brushed copper Bronze.
- Standards:** ETL & cETL Wet location listed, Title 24 JA8 Compliant

TRIM	Model	Beam	Lumens	CBCP	Ref Output*	Color Temp	CRI	Finishes	Reflector/Trim
	R4RAT Round Trim	N 25° Round Square	1930	6745	1615	TWA 1800K-4000K	98	BK BKWT CB HZ HZWT WT	Black Black/White Copper Bronze Haze Haze/White White
		F 45° Round Square	1750	3410	1485				
	R4SAT Square Trim	N 25° Round Square	1920	7025	1605	TWB 2700K-6500K	98		
		F 45° Round Square	1775	3455	1505				

Example: **R4SAT-NTWA-WT**

*Reference output shows TWA/TWB trim tuned to 3000K with **36** housing. Use multiplier table below to determine the output for other combinations

Lumens & CBCP Multiplier		Color Temperature					
TWA (1800K-4000K)	Housing Power Level	1800K	2200K	2700K	3000K	3500K	4000K
	36 (44W)	0.68	0.82	0.94	1.00	1.07	1.11
	25 (29W)	0.48	0.57	0.66	0.70	0.75	0.78
	15 (20W)	0.33	0.39	0.45	0.48	0.51	0.53
TWB (2700K-6500K)	Housing Power Level	2700K	3000K	3500K	4000K	5000K	6500K
	36 (44W)	0.96	1.00	1.06	1.09	1.12	1.11
	25 (29W)	0.67	0.70	0.74	0.76	0.78	0.78
	15 (20W)	0.46	0.48	0.51	0.52	0.54	0.53

Example: **R4SAT-NTWA-WT** tuned to 4000K with **36** housing: 1615 lm (Reference Output) x 1.11 (Multiplier) = 1793 lm

5645 CBCP (Reference Output) x 1.11 (Multiplier) = 6266 CBCP

Please see next page for housing, power supply and tool units (required)

wacighting.com
Phone (800) 526.2588
Fax (800) 526.2585

Headquarters, East Manufacturing Facility
44 Harbor Park Drive
Port Washington, NY 11050

South East Manufacturing Facility
1600 Distribution Ct
Lithia Springs, GA 30122

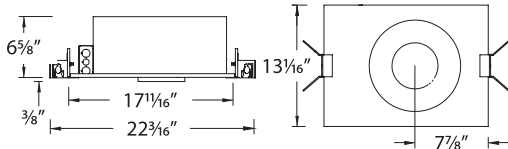
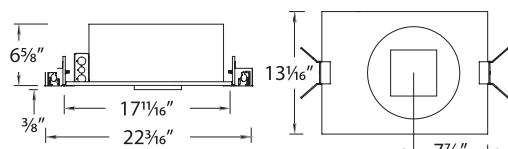
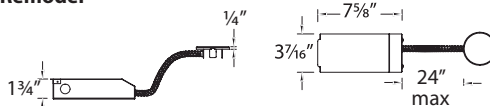
Central Manufacturing Facility
1700 South J Elmer Freeway, Ste 100
Cedar Hill, TX 75104

West Manufacturing Facility
1750 S Archibald Ave
Ontario, CA 91761

R4RAT, R4SAT

4.5" Volta Tunable White - Adjustable Trim

WAC

HOUSING (Required)	Model	Power	Rating	Driver
Round New Construction 	R4RNT Airtight	15 20W 25 29W 36 44W	IC rated IC rated Non-IC	T-X DMX512-A T-Z 2CH 0-10V
Square New Construction 	R4SNT Airtight	15 20W 25 29W 36 44W	IC rated IC rated Non-IC	T-X DMX512-A T-Z 2CH 0-10V
Remodel 	R4BRT Round or Square	15 20W 25 29W 36 44W	Non-IC Non-IC Non-IC	T-X DMX512-A T-Z 2CH 0-10V

Example: **R4RNT-15T-X**

Field Replaceable Driver

D-R4N-15T-X DMX512-A Driver for 20W New Const. Housing
D-R4N-25T-X DMX512-A Driver for 29W New Const. Housing
D-R4N-36T-X DMX512-A Driver for 44W New Const. Housing

D-R4N-15T-Z 2CH 0-10V Driver for 20W New Const. Housing
D-R4N-25T-Z 2CH 0-10V Driver for 29W New Const. Housing
D-R4N-36T-Z 2CH 0-10V Driver for 44W New Const. Housing

FIELD CHANGEABLE GLARE CONTROL AND OPTIC SYSTEM

Note: Maximum 35° vertical adjustment with accessory use.

Accessory holder
Holds up to two lenses or
One lens and one glare control



Accessory holder

LENS-73-HLD Required to hold lens and glare control accessories

Glare control accessories

LENS-73-HCL Honeycomb Louver
LENS-73-CRL Cross Louver

Lens

LENS-73-AMB Amber lens
LENS-73 RED Red lens
LENS-73 FR Frosted lens
LENS-73 SPR Spread lens
LENS-73 BEL Beam Elongating

Interchangeable reflector

REF-R4-N Narrow Flood beam reflector
REF-R4-F Flood beam reflector

wacighting.com
Phone (800) 526.2588
Fax (800) 526.2585

Headquarters, East Manufacturing Facility
44 Harbor Park Drive
Port Washington, NY 11050

South East Manufacturing Facility
1600 Distribution Ct
Lithia Springs, GA 30122

Central Manufacturing Facility
1700 South J Elmer Freeway, Ste 100
Cedar Hill, TX 75104


West Manufacturing Facility
1750 S Archibald Ave
Ontario, CA 91761

R4RAT, R4SAT

4.5" Volta Tunable White - Adjustable Trim

WAC

FIELD CHANGEABLE AIMING



0 - 45° vertical lockable hot aiming



365° horizontal lockable hot aiming

wacighting.com

Phone (800) 526.2588

Fax (800) 526.2585

Headquarters, East Manufacturing Facility

44 Harbor Park Drive

Port Washington, NY 11050

South East Manufacturing Facility

1600 Distribution Ct

Lithia Springs, GA 30122

Central Manufacturing Facility

1700 South J Elmer Freeway, Ste 100

Cedar Hill, TX 75104

West Manufacturing Facility

1750 S Archibald Ave

Ontario, CA 91761

R4RAT, R4SAT

4.5" Volta Tunable White - Adjustable Trim



NATURAL TUNABLE WHITE CCT TUNING:

The CCT of the Volta Tunable White fixture may be adjusted.

Using the DMX byte values in the adjacent table mapped to CH1 and CH2 of the desired output, increments of 100K (Kelvin) from 1800K to 4000K for TWA and 2700K to 6500K for TWB, at full intensity.

Note: Through compatible RDM tool, fixture channels can be reassigned to desired consecutive channels. Factory default is DMX channel 1 and 2.

VOLTA 4.5" TUNABLE WHITE DMX BYTE VALUE VS CCT

TWA DMX BYTE VALUES AT FULL INTENSITY			TWB DMX BYTE VALUES AT FULL INTENSITY		
CCT (K)	CH1: Intensity	CH2: CCT	CCT (K)	CH1: Intensity	CH2: CCT
4000	255	255	6500	255	252
3900	255	250	6400	255	249
3800	255	240	6300	255	245
3700	255	230	6200	255	243
3600	255	219	6100	255	241
3500	255	207	6000	255	237
3400	255	196	5900	255	234
3300	255	186	5800	255	230
3200	255	176	5700	255	226
3100	255	163	5600	255	222
3000	255	153	5500	255	218
2900	255	140	5400	255	214
2800	255	130	5300	255	210
2700	255	117	5200	255	205
2600	255	105	5100	255	200
2500	255	92	5000	255	195
2400	255	79	4900	255	190
2300	255	66	4800	255	185
2200	255	51	4700	255	180
2100	255	38	4600	255	175
2000	255	23	4500	255	170
1900	255	10	4400	255	164
1800	255	0	4300	255	158
			4200	255	151
			4100	255	143
			4000	255	134
			3900	255	125
			3800	255	119
			3700	255	110
			3600	255	101
			3500	255	92
			3400	255	83
			3300	255	74
			3200	255	64
			3100	255	53
			3000	255	41
			2900	255	29
			2800	255	15
			2700	255	0

wacighting.com
Phone (800) 526.2588
Fax (800) 526.2585

Headquarters, East Manufacturing Facility
44 Harbor Park Drive
Port Washington, NY 11050

South East Manufacturing Facility
1600 Distribution Ct
Lithia Springs, GA 30122

Central Manufacturing Facility
1700 South J Elmer Freeway, Ste 100
Cedar Hill, TX 75104

West Manufacturing Facility
1750 S Archibald Ave
Ontario, CA 91761