

INDICATOR LIGHT
RM-2021

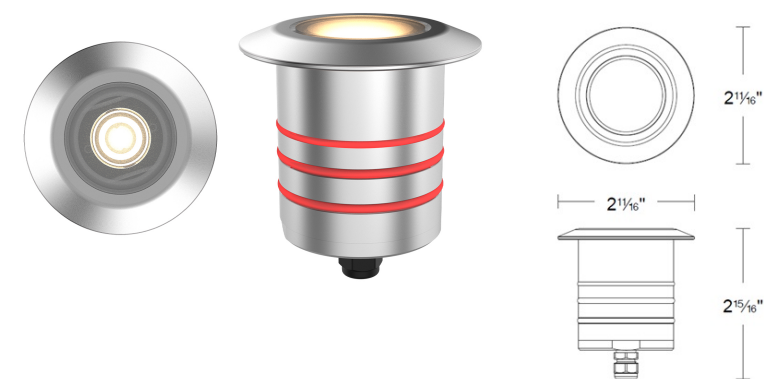


Fixture Type:

Catalog Number:

Project:

Location:



PRODUCT DESCRIPTION

LED recessed inground indicator luminaire for both soft and hard ground applications available in 1" or 2" sizes with round, slim, slotted face plate options. The indicator light is perfect for indoor and outdoor applications, including wells and ponds, decks and patios, inground, as well as ceiling and wall applications. Factory sealed and IP68 Rated for Wet Locations or continuous immersion up to 5 meters underwater. Each indicator light includes 6' of low voltage burial cable, direct burial gel-filled wire nuts, and an optional spring retention clip. WAC power supply is required. Concrete Pour Kits are available for additional installation options.

FEATURES

- Construction: Die-cast stainless steel
- IP68 rated, suitable for continuous immersion under water
- Suitable for both indoor and outdoor such as shower, spa, sauna applications
- In-ground, ceiling and wall mountable
- Concrete pour kit available
- Remote power supply required (sold separately)
- 5 year warranty

SPECIFICATIONS

| | |
|---------------|--|
| Input: | 600mA 24V DC |
| Power: | 2.0W |
| Light Source: | High output LED |
| Dimming: | Reference remote power supply specifications |
| Finish: | Trim: Stainless Steel, Bronze Stainless Steel Electrostatically Powder Coated Black, White Body: Stainless Steel |
| Rated Life: | 50,000 hours |
| Mounting: | Cutout: 2-1/4" (use with spring clip) |
| Standards: | UL & cUL Wet Location listed, IP68 Title 24 JA8 Compliant |

| IEC Safety Standard | Walk Over | Drive Over |
|---|---------------|---------------|
| Resistance to static load test | Yes (1125lbs) | Yes (4496lbs) |
| Resistance to torque and shear loads test | N/A | Yes |

ORDERING NUMBER

| | Color Temp | Lumen Output | Finish |
|-------------------------|------------|--------------|------------------------------|
| RM-2021 Indicator Light | 27 2700K | 145 | BS Bronze on Stainless Steel |
| | 30 3000K | 150 | SS Stainless Steel |
| | | | BK Black |
| | | | WT White |

RM-2021-__-__

Example: RM-2021-30-SS


INDICATOR LIGHT

RM-2021

WAC®

MOUNTING ACCESSORY


2" Concrete Pour Kit



*For installation in concrete.
Use with a 4" outdoor rated junction box
and a trade size 2" schedule 80 PVC pipe*

2000-CON-PVC

REMOTE POWER SUPPLY

| | Model | Input | Output | Dimmable | L | W | H |
|--|------------------|-----------|---|---------------------------|----------------------------------|---------------------------------|---------------------------------|
|  PS Power Supply | 0600A-UR6 | 120V-277V | 6 Channel, UL Class 2 (Up to 6 fixtures per channel) | 100%-1% ELV, TRIAC, 0-10V | 10 ⁷ / ₈ " | 3 ⁷ / ₈ " | 1 ¹ / ₄ " |

Example: **PS-0600A-UR6**

Home-run wiring. Recommended maximum distance between power supply and compatible light fixture is shown in below table:

| | 18 AWG | 16 AWG | 14 AWG | 12 AWG |
|---|--------|--------|--------|--------|
| Maximum distance between power supply and light fixture | 100 ft | 150 ft | 200 ft | 250 ft |

wacighting.com
Phone (800) 526.2588
Fax (800) 526.2585

Headquarters, East Manufacturing Facility
44 Harbor Park Drive
Port Washington, NY 11050

South East Manufacturing Facility
1600 Distribution Ct
Lithia Springs, GA 30122

Central Manufacturing Facility
1700 South J Elmer Freeway, Ste 100
Cedar Hill, TX 75104

West Manufacturing Facility
1750 S Archibald Ave
Ontario, CA 91761