

INVISILED® TUNABLE WHITE

1800K-5000K CCT Adjustable LED Tape Light

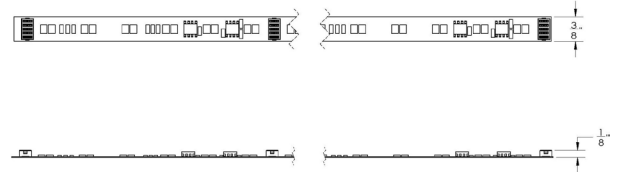


Fixture Type:

Catalog Number:

Project: _____

Location: _____



PRODUCT DESCRIPTION

Architectural grade white tape light that delivers precise color consistency and brightness throughout the strip. With a high lumen output, choose a color temperature anywhere from 1800K to 5000K for a unique and custom lighting effect. Its 10mm size allows it to be used variety of channels for a wide range of applications.

FEATURES

- Tune to desired CCT and intensity from 1800K to 5000K with DMX/RDM mobile app, and WAC wallstation
- Ultra thin 8" profile
- May be cut and easily reconnected every 4"
- 90' max run of 20 AWG wire between DMX LED controller and beginning of the tape with shielded data cable
- Strong adhesive bonding with 3M VHB adhesive
- Gold plated connector protects from corrosion, heat and ensures a reliable connection

SPECIFICATIONS

- Construction:** Flexible strip light
- Cutting Interval:** 4"
- Input:** 24VDC
- Lumens:** Up to 328 lm/ft
- Control:** Through CTR-WDMX-3CH Wireless DMX Controller
- Dimming:** Through wall controller: LED-WCT-WT, and WAC mobile app
- CRI:** 90+
- McAdams Steps:** 3
- Color Temp:** 1800K - 5000K
- Rated Life:** 50,000 hours
- Operating Temp:** -4°F to 104°F (-20°C to 40°C)
- Standard:** UL & cUL listed, Damp Location listed, Title 24 Compliant

TAPE SELECTIONS











System	Max Lumens	Max Run	Power	Length (in feet)				Color Temp	Finish	
				01	05	10	15		WT	White
T24-TW3	328	16 ft	6 W/ft	01	05	10	15	1850 1800K - 5000K	WT	White

Example: **T24-TW3-15-1850WT**


INVISILED® TUNABLE WHITE



1800K-5000K CCT Adjustable LED Tape Light




	MODEL	Finish			
	T24-MM-WT	White	Tape to Tape Connector Connects tape sections		
	T24-TI-WT	White	Tape to Tape T Connector Connects tape sections		
	T24-XI-WT	White	Tape to Tape X Connector Connects power feed to tape section		
	T24-LI-WT	White	Tape to Tape L Connector Connects tape sections		
	T24-FF-WT	White	Joiner Cable Extender Connects joiner cable to joiner cable, female on both sides		
	T24-Y-WT T24-Y-BK	White Black	Flex Tape to Tape Y Connector Connects tape sections		
	T24-X-WT T24-X-BK	White Black	Flex Tape to Tape X Connector Connects tape sections		
	T24-IC-002 T24-IC-006 T24-IC-012 T24-IC-036 T24-IC-072 T24-IC-144 T24-IC-240	WT White BK Black	In Wall Rated Joiner Cable Connects tape sections, 2 male ends	2 in 6 in 1 ft 3 ft 6 ft 12 ft 20 ft	Example: T24-IC-002-WT
	T24-EX3-072 T24-EX3-144 T24-EX3-240	WT White BK Black	In Wall Rated Extension Cable Extends distance between a hard wire power supply or a wiring box to a tape section	6 ft 12 ft 20 ft	Example: T24-EX3-072-WT
	T24-B-WT	White	Low Voltage Wiring Box 5-to-3 wires Connects between 3 conductor wire and 5 conductor shielded cable.		

LED Controller / Power Supplies / User Interface Controller (REQUIRED)

LED Controller	MODEL	Input	Output	Dimension	
	CTR-WDMX-3CH	3 X 24VDC 96W or 1 X 24VDC 300W	3 X 24VDC 96W	7 7/8" x 3 7/8" x 1 13/16"	UL Listed Class 2 Output 3 DMX/RDM Individual Addressable Output Channels DMX Port RJ45/XLR 3 Pins / Phoenix Connector Support both RGBWW / Tunable White Wireless interface with WAC mobile app and cloud access control
<i>Inlcudes: 3 pcs T24-EX3-072-WT</i>					

Power Supplies	MODEL	Input	Output	Dimension	
	PS-24DC-U96R-S6	120-277VAC	24VDC, 96W	7 7/8" x 3 7/8" x 1 13/16"	UL Listed Class 2 Output 5 Years Warranty Output 6' lead wires
	PS-24DC-U300R	120-277VAC	24VDC, 300W	11 3/8" x 5 1/8" x 1 19/20"	300W Output UL Listed, Class P, Type HL 5 Year Warranty Input 6', Output 3' lead wires

User Interface Controller	MODEL	Input	Output	Dimension	
	LED-WCT-WT	120-230VAC	N/A	4 5/8" x 2 3/4" x 1 5/8"	Wallstation Multi-scene selection, Raise/Lower, dedicated Off button Suitable for standard single NEMA wall box Setup and configuration via WAC mobile application, no physical adjustment needed cUL listed

INVISILED® TUNABLE WHITE

1800K-5000K CCT Adjustable LED Tape Light



POWER CONSUMPTION AND MAXIMUM RUN

Tape power consumption depends on the color and dimming level. A lookup table below shows an actual recorded data of maximum light output at particular CCT with 96W power supply. Due to power consumption variation, please consider to use 6 W/ft for layout planning to maximize CCT adjustable range.

Color & CCT (K)	Power (W/ft)	Max Run (ft)	Lumen/ft	DMX Value						
				CH1: RED	CH2: GREEN	CH3: BLUE	CH4: 2700K	CH5: 5000K	CH6: R/G/B	CH7: 27/50
RGB (White)	4.8	20	124	255	255	255	0	0	255	0
RED	2.3	41	27	255	0	0	0	0	255	0
GREEN	2.3	41	72	0	255	0	0	0	255	0
BLUE	2.3	40	21	0	0	255	0	0	255	0
2700K	3.2	30	156	0	0	0	255	0	0	255
2800K	3.3	28	164	0	0	0	255	5	0	255
2900K	3.5	27	183	0	0	0	255	20	0	255
3000K	3.7	26	213	0	0	0	255	40	0	255
3100K	3.9	24	212	0	0	0	255	60	0	255
3200K	4.0	23	227	0	0	0	255	80	0	255
3300K	4.2	22	244	0	0	0	255	105	0	255
3400K	4.5	21	265	0	0	0	255	140	0	255
3500K	4.8	20	274	0	0	0	255	170	0	255
3600K	5.0	19	309	0	0	0	255	210	0	255
3700K	5.4	17	323	0	0	0	255	255	0	255
3800K	5.2	18	308	0	0	0	205	255	0	255
3900K	4.8	20	293	0	0	0	175	255	0	255
4000K	4.5	21	273	0	0	0	140	255	0	255
4100K	4.4	22	260	0	0	0	120	255	0	255
4200K	4.2	22	250	0	0	0	100	255	0	255
4300K	4.1	23	232	0	0	0	80	255	0	255
4400K	4.0	24	223	0	0	0	65	255	0	255
4500K	3.9	24	217	0	0	0	55	255	0	255
4600K	3.8	25	209	0	0	0	40	255	0	255
4700K	3.7	26	202	0	0	0	35	255	0	255
4800K	3.6	27	192	0	0	0	20	255	0	255
4900K	3.5	27	189	0	0	0	15	255	0	255
5000K	3.3	29	177	0	0	0	0	255	0	255

wacighting.com
Phone (800) 526.2588
Fax (800) 526.2585

Headquarters, East Manufacturing Facility
44 Harbor Park Drive
Port Washington, NY 11050

South East Manufacturing Facility
1600 Distribution Ct
Lithia Springs, GA 30122

Central Manufacturing Facility
1700 South J Elmer Freeway, Ste 100
Cedar Hill, TX 75104

West Manufacturing Facility
1750 S Archibald Ave
Ontario, CA 91761

INVISILED® TUNABLE WHITE

Trimless Recessed Slim Channel

WAC

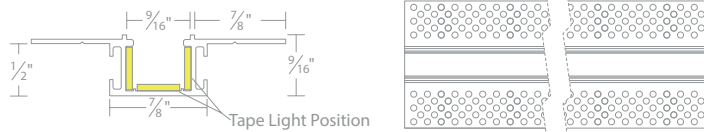
InvisiLED Tunable White tape



- Installs within 5/8" drywall depth
- Linear channel can be field cut
- Accommodates either one or two runs of InvisiLED Tunable White tape
- Includes a frosted acrylic diffuser

8FT LINEAR CHANNEL LED-T-RCH4-WT

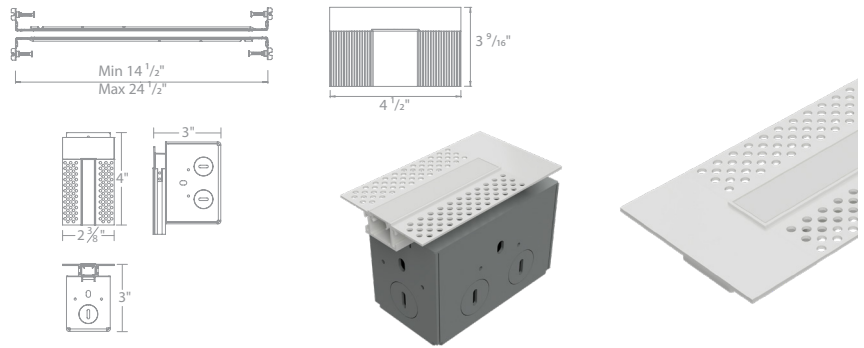
Includes: 1 frosted diffuser
8 perforated metal sheets



POWER FEED LED-T-RBOX4-WT

The end cap may be placed on either side.
Hanger bars may be installed on any side of the wiring box.

- Includes: 1 wiring box
2 hanger bars
2 end caps
2 channel connectors
1 counter sink drill bit
1 drill bit
2 power to tape connectors



Trimmed Recessed Slim Channel

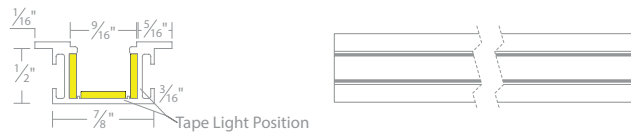
InvisiLED Tunable White tape



- Installs within 5/8" drywall depth
- Linear channel can be field cut
- Accommodates either one or two runs of InvisiLED Tunable White tape
- Includes a frosted acrylic diffuser

8FT LINEAR CHANNEL LED-T-RCH5-BK LED-T-RCH5-WT LED-T-RCH5-AL

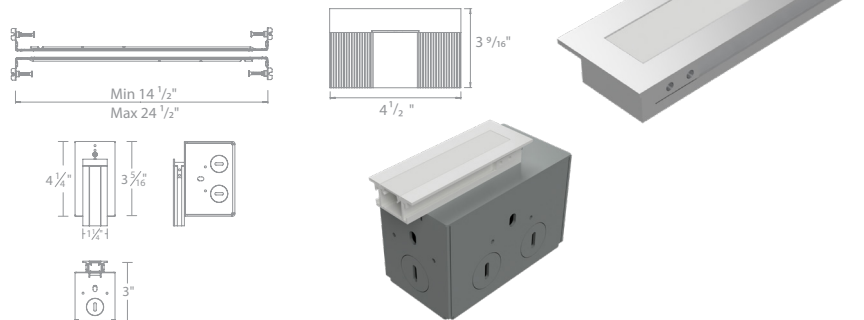
Includes: 1 frosted diffuser
8 perforated metal sheets



POWER FEED LED-T-RBOX5-BK LED-T-RBOX5-WT LED-T-RBOX5-AL

The end cap may be placed on either side.
Hanger bars may be installed on any side of the wiring box.

- Includes: 1 wiring box
2 hanger bars
2 end caps
2 channel connectors
1 counter sink drill bit
1 drill bit
2 power to tape connectors



wacighting.com

Phone (800) 526.2588

Fax (800) 526.2585

Headquarters, East Manufacturing Facility

44 Harbor Park Drive

Port Washington, NY 11050

South East Manufacturing Facility

1600 Distribution Ct

Lithia Springs, GA 30122

Central Manufacturing Facility

1700 South J Elmer Freeway, Ste 100

Cedar Hill, TX 75104

West Manufacturing Facility

1750 S Archibald Ave

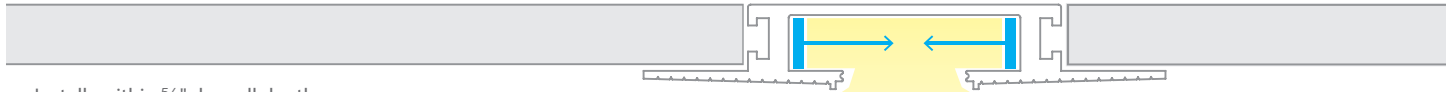
Ontario, CA 91761

INVISILED® TUNABLE WHITE

Symmetrical Recessed Channel

WAC

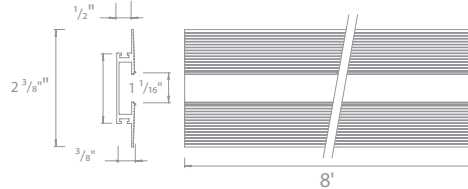
InvisILED Tunable White tape



- Installs within 5/8" drywall depth
- Linear channel can be field cut
- Accommodates either one or two runs of InvisILED Tunable White tape
- Includes a translucent white acrylic diffuser
- Dense foam insert to be removed in installation after spackling

8FT LINEAR CHANNEL LED-T-RCH1-WT

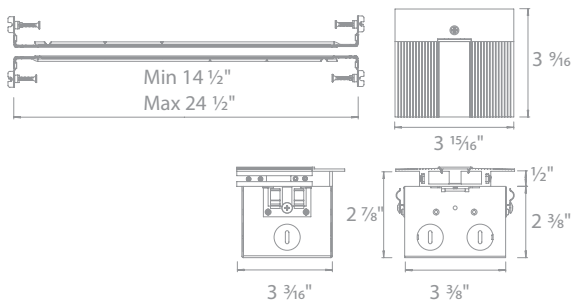
Includes: 1 diffuser
8 perforated metal sheets



POWER FEED LED-T-RBOX1-WT

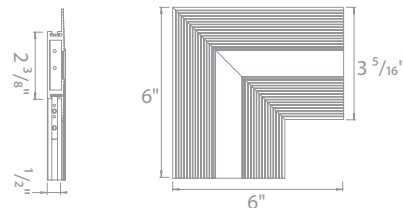
The end cap may be placed on either side.
Hanger bars may be installed on any side of the wiring box.

- Includes: 1 wiring box
2 hanger bars
4 five-pin InvisILED® adapters
2 end caps
1 diffuser
2 channel connectors
1 counter sink drill bit
1 drill bit
1 installation tool



LATERAL CORNER LED-T-CTC1-WT

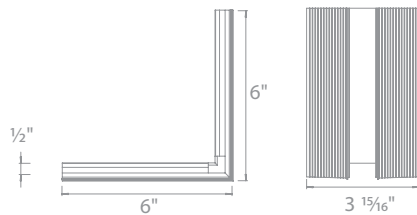
- Includes: 1 diffuser
2 channel connectors
2 perforated metal sheets



PERPENDICULAR CORNER LED-T-WTC1-WT

Transitions between walls or wall to ceiling

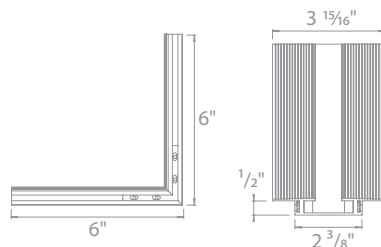
- Includes: 1 diffuser
2 channel connectors
2 perforated metal sheets



OUTSIDE CORNER LED-T-WTW1-WT

Transitions around columns, bump outs, or soffits

- Includes: 1 diffuser
2 channel connectors
2 perforated metal sheets



wacighting.com

Phone (800) 526.2588

Fax (800) 526.2585

Headquarters, East Manufacturing Facility

44 Harbor Park Drive

Port Washington, NY 11050

South East Manufacturing Facility

1600 Distribution Ct

Lithia Springs, GA 30122

Central Manufacturing Facility

1700 South J Elmer Freeway, Ste 100

Cedar Hill, TX 75104

West Manufacturing Facility

1750 S Archibald Ave

Ontario, CA 91761

INVISILED® TUNABLE WHITE


Asymmetrical Recessed Channel

WAC

- Installs within 5/8" drywall depth
- Linear channel can be field cut
- Accommodates one run of InvisILED Tunable White tape
- Dense foam insert to be removed in installation after spackling
- Recommended installation within 15 inches of surface to be illuminated

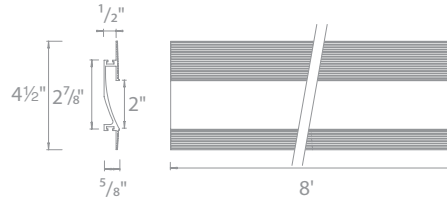


InvisILED Tunable White tape



8FT LINEAR CHANNEL LED-T-RCH2-WT

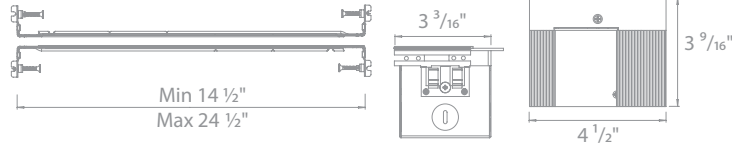
Includes: 8 perforated metal sheets
2 channel connectors



POWER FEED LED-T-RBOX2-WT

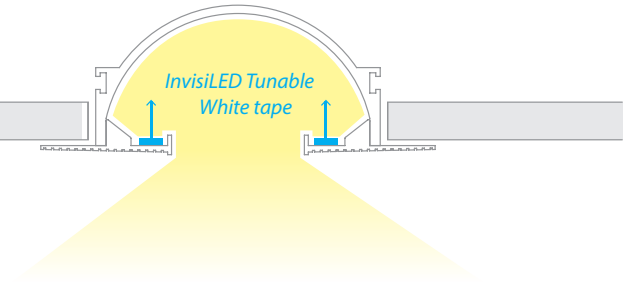
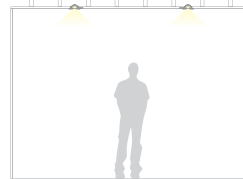
The end cap may be placed on either side. Hanger bars may be installed on any side of the wiring box.

- Includes: 1 wiring box
2 hanger bars
2 five-pin InvisILED® adapters
2 end caps (left and right)
2 channel connectors
1 counter sink bit
1 drill bit



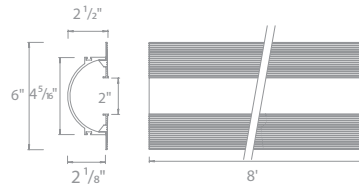
Indirect Recessed Slim Channel

- Linear channel can be field cut
- Dense foam insert to be removed in installation after spackling
- Allows option to use different color InvisILED Tunable White tape in one channel and switch them separately



8FT LINEAR CHANNEL LED-T-RCH3-WT

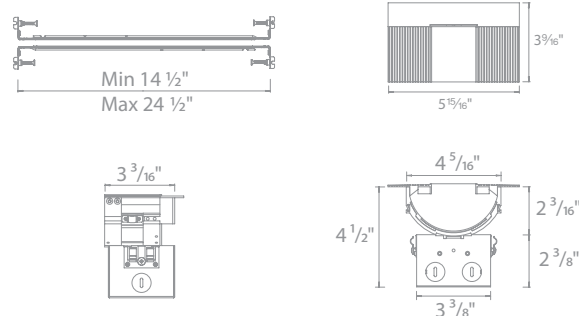
Includes: 10 perforated metal sheets
2 channel connectors



POWER FEED LED-T-RBOX3-WT

The end cap may be placed on either side.
Hanger bars may be installed on any side of the wiring box.

- Includes: 1 wiring box
2 hanger bars
4 five-pin InvisILED® adapters
1 end cap
2 channel connectors
1 counter sink bit
1 drill bit



wacighting.com

Phone (800) 526.2588

Fax (800) 526.2585

Headquarters, East Manufacturing Facility

44 Harbor Park Drive

Port Washington, NY 11050

South East Manufacturing Facility

1600 Distribution Ct

Lithia Springs, GA 30122

Central Manufacturing Facility

1700 South J Elmer Freeway, Ste 100

Cedar Hill, TX 75104

West Manufacturing Facility

1750 S Archibald Ave

Ontario, CA 91761

INVISILED® TUNABLE WHITE

Angled Recessed Channel

WAC

InvisILED Tunable White tape



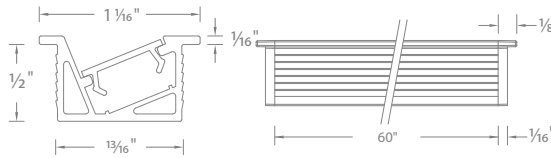
- Recessed asymmetrical distribution provides a clean wash of illumination
- Linear channel can be field cut
- Accommodates one run of InvisILED Tunable White tape
- Includes a frosted acrylic diffuser

5FT LINEAR CHANNEL

LED-T-CH6-BK
LED-T-CH6-WT
LED-T-CH6-AL

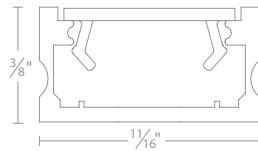
ADDITIONAL END CAPS

LED-T-CH6-EC-BK
LED-T-CH6-EC-WT
LED-T-CH6-EC-AL



Includes: 1 frosted diffuser
2 end caps

Indoor Aluminum Channels



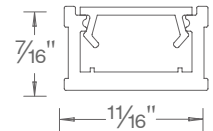
SHALLOW ALUMINUM CHANNEL

LED-T-CH5-BK
LED-T-CH5-WT
LED-T-CH5-AL

ADDITIONAL END CAPS

LED-T-CH5-EC-BK
LED-T-CH5-EC-WT
LED-T-CH5-EC-AL

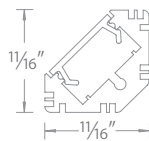
Includes a diffuser, 2 end caps, and 5 screws.



ALUMINUM CHANNEL ADDITIONAL END CAPS

LED-T-CH 5'
LED-T-CH-EC 2 pcs

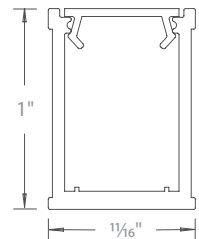
Diffuses light from Gemini tape.
Includes a diffuser, 2 end caps, and 5 screws.



45° ANGLED ALUMINUM CHANNEL ADDITIONAL END CAPS

LED-T-CH2 5'
LED-T-CH2-EC 2 pcs

Includes a diffuser, 2 end caps, and 5 screws.



DEEP ALUMINUM CHANNEL ADDITIONAL END CAPS

LED-T-CH1 5'
LED-T-CH1-EC 2 pcs

Eliminates visible hot spots.
Includes a diffuser, 2 end caps, and 5 screws.

wacighting.com

Phone (800) 526.2588

Fax (800) 526.2585

Headquarters, East Manufacturing Facility

44 Harbor Park Drive

Port Washington, NY 11050

South East Manufacturing Facility

1600 Distribution Ct

Lithia Springs, GA 30122

Central Manufacturing Facility

1700 South J Elmer Freeway, Ste 100

Cedar Hill, TX 75104

West Manufacturing Facility

1750 S Archibald Ave

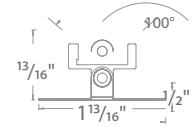
Ontario, CA 91761

INVISILED® TUNABLE WHITE

Indoor Mounting Accessories



ALUMINUM RETROFIT CHANNEL **LED-T-RC** 3 feet



ADJUSTABLE CHANNEL CLIP **LED-T-CL2-PT**

Includes 2 pieces, 4 screws. Used to mount Aluminum Channel.
Adjust 50° from center either way.



FIXED ANGLE CHANNEL CLIP **LED-T-CL3-PT**

Optical Channels and Lens Accessories



FROSTED DIFFUSER **LED-T-CH5-COV-FR** 5'
 LED-T-CH8-COV-FR 8'

Standard diffuser included with channel.



SPOT OPTIC DEEP CHANNEL **LED-T-CH3-SP** 5'
ADDITIONAL END CAPS **LED-T-CH1-EC** 2 pcs

Eliminates visible hot spots.
Includes a diffuser, 2 end caps, and 5 screws.

Spot 9° Beam Angle



SEMI-CLEAR DIFFUSER **LED-T-CH5-COV-SF** 5'
 LED-T-CH8-COV-SF 8'

Optional diffuser available, order separately.



FLOOD OPTIC DEEP CHANNEL **LED-T-CH3-FL** 5'
ADDITIONAL END CAPS **LED-T-CH1-EC** 2 pcs


Eliminates visible hot spots.
Includes a diffuser, 2 end caps, and 5 screws.

Flood 54° Beam Angle



BLACK DIFFUSER **LED-T-CH5-COV-BK** 5'
 LED-T-CH8-COV-BK 8'

Optional diffuser available, order separately.



WIDE FLOOD OPTIC DEEP CHANNEL **LED-T-CH3-WF** 5'
ADDITIONAL END CAPS **LED-T-CH1-EC** 2 pcs

Eliminates visible hot spots.
Includes a diffuser, 2 end caps, and 5 screws.

Wide Flood 84° Beam Angle

wacighting.com	Headquarters, East Manufacturing Facility	South East Manufacturing Facility	Central Manufacturing Facility	West Manufacturing Facility
Phone (800) 526.2588	44 Harbor Park Drive	1600 Distribution Ct	1700 South J Elmer Freeway, Ste 100	1750 S Archibald Ave
Fax (800) 526.2585	Port Washington, NY 11050	Lithia Springs, GA 30122	Cedar Hill, TX 75104	Ontario, CA 91761